












# PGCEA SchoolMAX Survey





**1. Indicate the selection that best describes you.**

	Response Percent	Response Count
<b>Elementary School: Classroom Instructor</b> 	<b>42.6%</b>	<b>666</b>
Middle School: Classroom Instructor 	14.1%	220
High School: Classroom Instructor 	25.0%	391
Guidance Counselor 	4.0%	63
Scheduler 	1.3%	20
Other (please specify) 	15.5%	242
<i>answered question</i>		<b>1,562</b>
<i>skipped question</i>		<b>10</b>



**2. How would you best describe your skill level with Information Technology?**

	Response Percent	Response Count
Very Proficient 	31.3%	491
<b>Proficient</b> 	<b>45.2%</b>	<b>709</b>
Able to Use Various IT Applications 	17.9%	281
Limited Use as Directed 	6.4%	100
Technophobe 	0.4%	6
<i>answered question</i>		<b>1,570</b>
<i>skipped question</i>		<b>2</b>





**3. How would you describe the training you received in preparation for the systemwide implementation of SchoolMAX?**

	Response Percent	Response Count
Superb 	2.4%	34
<b>Adequate/Sufficient</b> 	<b>44.7%</b>	<b>638</b>
Inadequate/Insufficient 	43.1%	616
No Training Provided 	9.8%	140
<b>answered question</b>		<b>1,428</b>
<b>skipped question</b>		<b>144</b>

**4. I am able to accomplish my "daily" data entry duties within the confines of the contractual school day.**

	Response Percent	Response Count
True 	37.5%	530
<b>False</b> 	<b>62.5%</b>	<b>882</b>
<b>answered question</b>		<b>1,412</b>
<b>skipped question</b>		<b>160</b>

**5. If the answer to the previous question was "false", how much time beyond the contractual school day is required for mandated daily data-entry?**

	Response Percent	Response Count
<b>30-60 minutes daily.</b> 	<b>61.6%</b>	<b>569</b>
60-90 minutes daily. 	21.7%	200
90-120 minutes daily. 	8.8%	81
more than 120 minutes. 	7.9%	73
<b>answered question</b>		<b>923</b>
<b>skipped question</b>		<b>649</b>




6. Tell us how you feel about each of the following aspects of SchoolMAX?

	Highly Satisfied	Satisfied	Unsatisfied	Highly Unsatisfied	Not Impacted	Rating Average	Response Count
Ease of Data Entry?	5.6% (78)	<b>42.4% (592)</b>	29.1% (406)	19.6% (274)	3.3% (46)	2.73	1,398
Screen Layout?	4.9% (69)	<b>47.5% (665)</b>	29.5% (413)	15.9% (222)	2.1% (30)	2.63	1,398
Automatic 30-Minute time-out from program?	6.0% (84)	<b>35.5% (500)</b>	28.1% (396)	26.5% (374)	4.0% (56)	2.87	1,410
Attendance?	6.9% (97)	<b>43.7% (611)</b>	22.6% (316)	16.0% (224)	10.7% (150)	2.80	1,398
Student Information Module?	4.5% (63)	<b>37.0% (516)</b>	29.5% (412)	20.4% (285)	8.5% (119)	2.91	1,398
Gradebook Module?	3.6% (50)	<b>33.6% (470)</b>	28.4% (397)	24.7% (345)	9.7% (136)	3.03	1,398
GradeMAX?	3.8% (53)	25.0% (347)	27.0% (374)	<b>27.7% (384)</b>	16.5% (229)	3.28	1,388
Grade Publishing?	5.4% (75)	<b>38.5% (537)</b>	27.0% (377)	20.1% (281)	9.0% (126)	2.89	1,398
Reports Module?	3.5% (49)	24.3% (336)	<b>31.5% (436)</b>	30.2% (418)	10.4% (144)	3.20	1,388
Printing?	4.2% (59)	<b>35.9% (498)</b>	28.0% (389)	23.3% (323)	8.6% (120)	2.96	1,388
Scheduling Module?	2.5% (34)	17.8% (239)	18.7% (251)	17.6% (237)	<b>43.4% (584)</b>	3.82	1,344
What would make the current system more user-friendly?							90%
<b>answered question</b>							<b>1,410</b>
<b>skipped question</b>							<b>15%</b>

**7. Do you have a compelling narrative that demonstrates either the ease or difficulty of working with SchoolMAX?**

	Response Count
	624
<i>answered question</i>	<b>624</b>
<i>skipped question</i>	<b>948</b>

**8. For Elementary Classroom Instructors: The current version of SchoolMAX is based solely on quantitative evaluation of student performance; therefore, Elementary Educators also need a module devoted to summative evaluation.**

	Response Percent	Response Count
Agree. 	66.3%	473
Disagree. 	17.8%	127
Explain... 	15.8%	113
<i>answered question</i>		<b>713</b>
<i>skipped question</i>		<b>859</b>